

BL40200

OUTPUT: APPROX 5W~40W

OUTER ROTOR

WEIGHT : 125g (APPROX)



● Typical Application 典型应用

个人护理(Personal Care)
家用电器(Home Application)
电动工具(Industry Apparatus)
筋膜枪(Massage Gun)
医疗器械(Medical Apparatus)

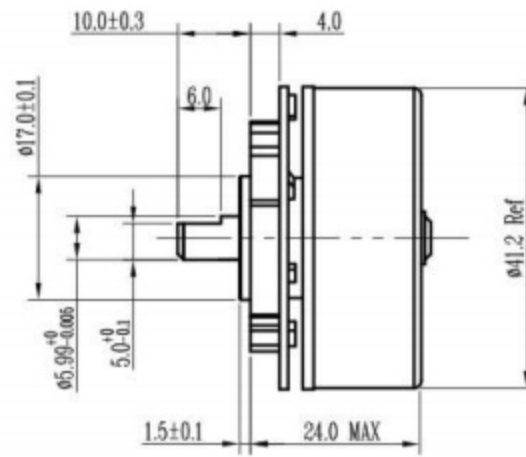
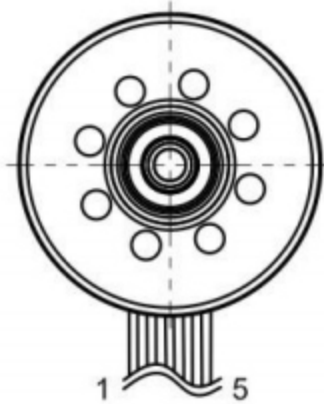
● Connector Interface 连接端口

NO.	PIN ARRANGEMENT
1	VCC
2	FG
3	CW/CCW
4	GND
5	PWM

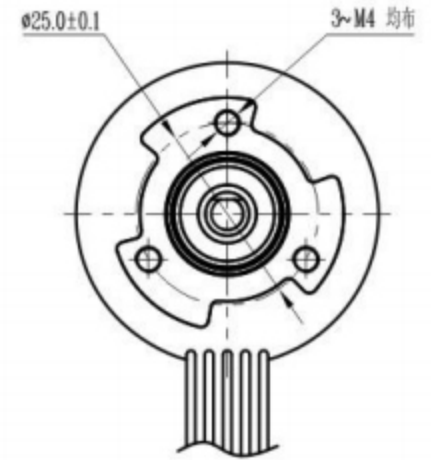
◆ External Dimensions 外形图

DIRECTION OF ROTATION

(CCW) ← (CW)



UNIT: MILLIMETERS

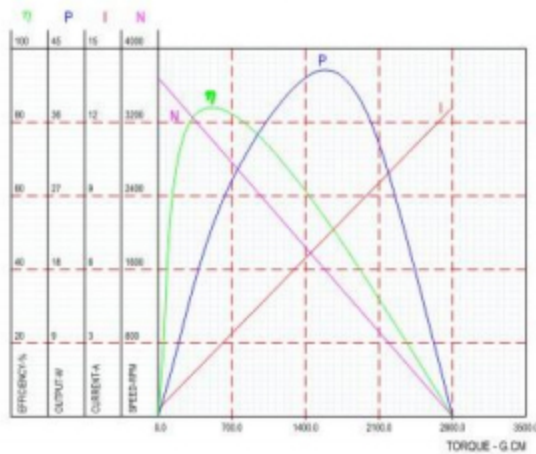


◆ Major Characteristic Parameters 主要特性参数

MODEL	VOLTAGE		NO LOAD		AT MAXIMUM EFFICIENCY				STALL	
	OPERATING RANGE	RATED	SPEED	CURRENT	SPEED	CURRENT	TORQUE	OUTPUT	TORQUE	CURRENT
			r/min	A	r/min	A	g.cm	W	g.cm	A
BL40200-V1	8V~15V	12 V	3880	0.32	3200	1.5	390	23	2300	7.3
BL40200-V2	8V~26V	16.8 V	3800	0.27	3300	2.6	450	30	3150	9.2
BL40200-V3	8V~26V	24 V	3860	0.15	3400	3.6	510	43	4100	10.3

◆ Performance Curves 性能曲线

BL40200-V1 12 V



BL40200-V3 24 V

